

Infinite Visions Resident Access Portal

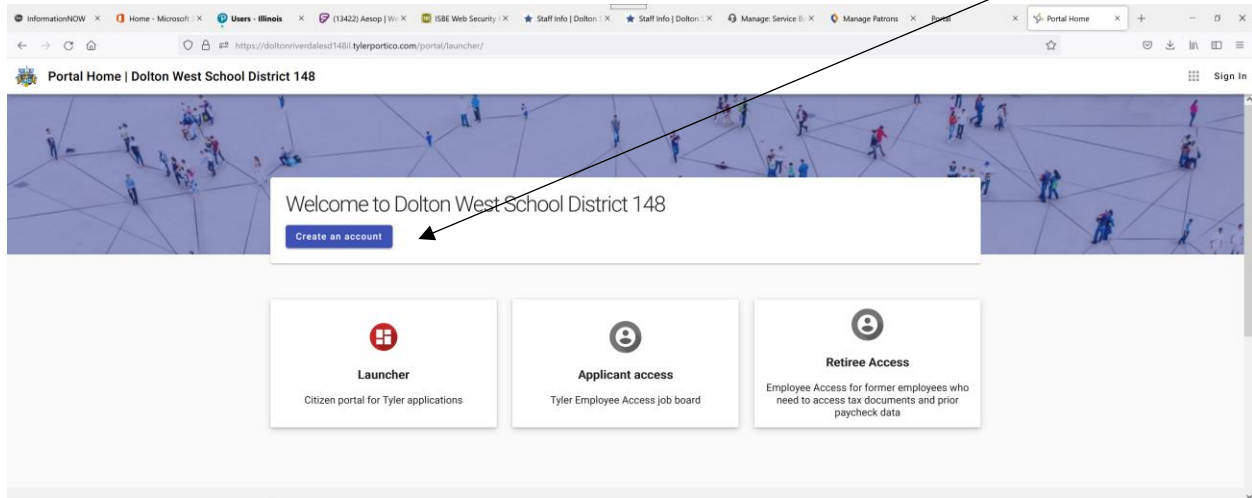
This portal is for all users who need to access pay or tax information who do not have a district148.net district email. This includes part-time employees, substitutes, lunch monitors, retirees, etc.

You will access the portal at:

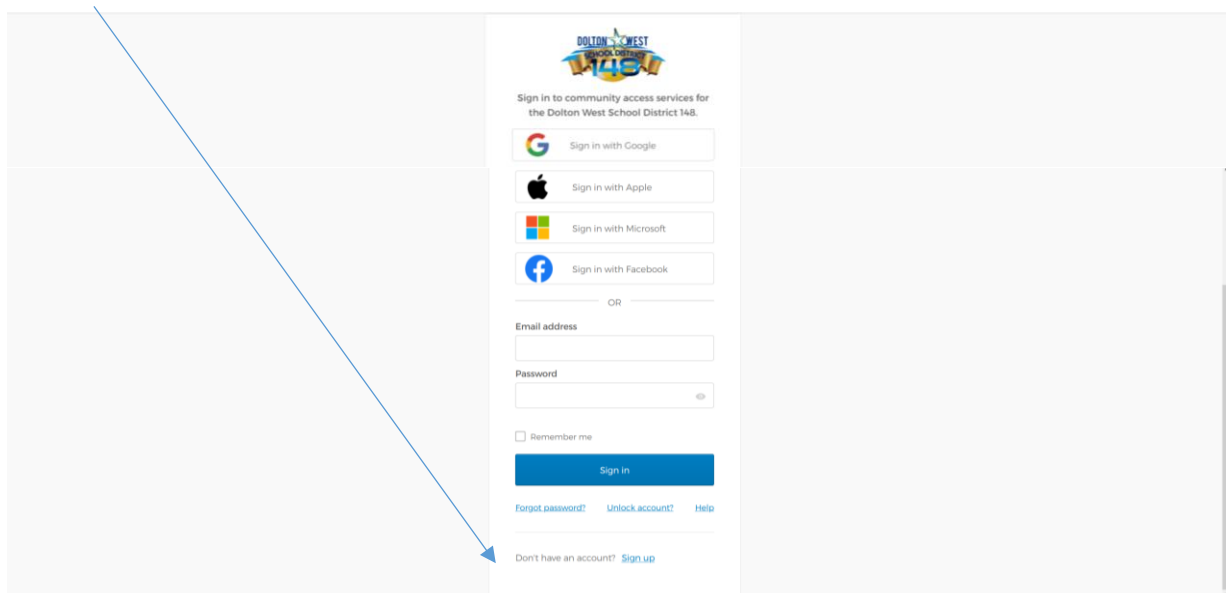
<https://doltonriverdalesd148il.tylerportico.com/portal/citizen/dashboard>

The link is also available on the Staff Info page on the district website.

The first time you access the site you will have to create an account using this button.

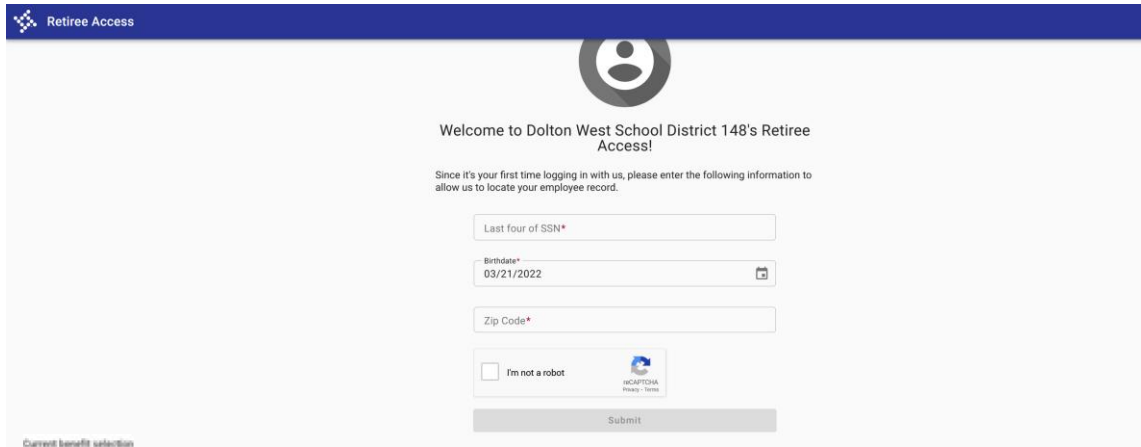


You can create an account with one of the programs below, or create it with the link at the bottom of the screen.



Once your account is created you will then login with the credentials you've set up and choose Retiree Access from the opening screen (see screen above).

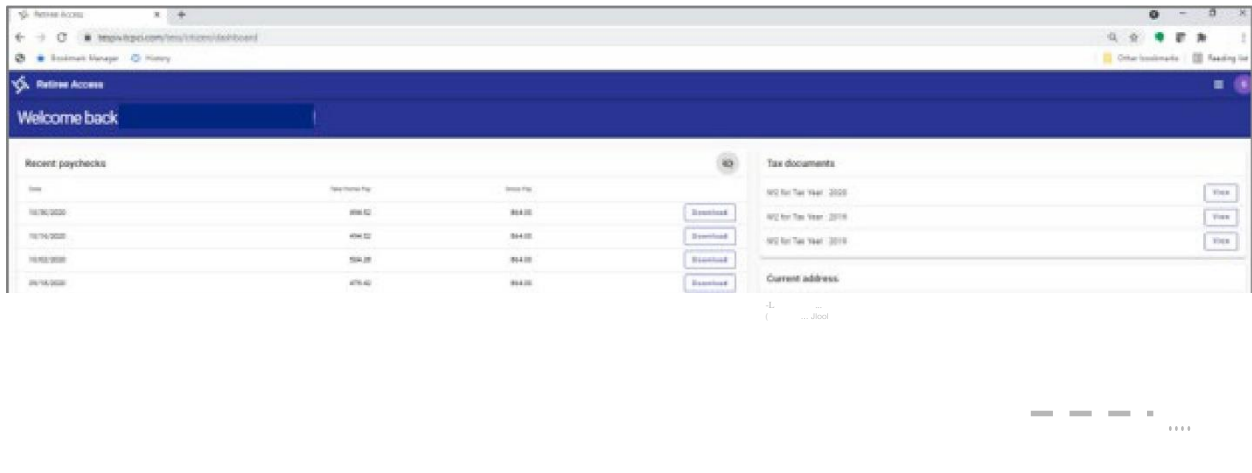
The first time you log in, you will be prompted to connect to your personal data by answering the questions on this screen:



The image shows a registration form for 'Retiree Access'. At the top left is the 'Retiree Access' logo. In the center is a circular icon with a person silhouette. Below the icon, the text reads 'Welcome to Dolton West School District 148's Retiree Access!'. A sub-header states: 'Since it's your first time logging in with us, please enter the following information to allow us to locate your employee record.' The form contains four input fields: 'Last four of SSN*', 'Birthdate*' (with a calendar icon and the value '03/21/2022'), and 'Zip Code*'. Below these is a checkbox labeled 'I'm not a robot' next to a CAPTCHA logo. A 'Submit' button is at the bottom right. At the bottom left, there is a link for 'Current benefit selection'.

Once you successfully registers, you will see the following screen where you can view:

- Recent paychecks
- Tax documents
- Current address information



The image shows a screenshot of a web browser displaying the 'Retiree Access' dashboard. The browser address bar shows 'https://dps1.com/retiree/retireeDashboard'. The dashboard has a blue header with 'Retiree Access' and 'Welcome back'. The main content area is divided into three sections: 'Recent paychecks', 'Tax documents', and 'Current address'. The 'Recent paychecks' section contains a table with columns for 'Date', 'Year Month Pay', and 'Gross Pay', and a 'Download' button for each row. The 'Tax documents' section lists 'W2 for Tax Year: 2020', 'W2 for Tax Year: 2019', and 'W2 for Tax Year: 2018', each with a 'View' button. The 'Current address' section is partially visible at the bottom.

Date	Year Month Pay	Gross Pay	Download
10/30/2020	898.62	864.00	Download
10/14/2020	454.31	864.00	Download
10/01/2020	554.28	864.00	Download
09/14/2020	475.42	864.00	Download